



ARABIC CRASH COURSE

Welcome Atfal, the class will begin shortly. In the meantime, kindly do the following:

1. Rename yourself so that we can unmute you and know who we are talking to
2. Get hold of a pen and paper to take notes
3. Have parents around to help you with the technical

Lesson 1: 7-10 age group



Would anyone like to share what they already know about Arabic?





LEARNING SECTION

The Alphabets

ا ب ت ث ج ح خ د ذ ر ز
zaay raa' dhaal daal khaa' Haa' jiim thaa' taa' baa' 'alif




س ش ص ض ط ظ ع غ
ghayn 3ayn Zaa' Taa' Daad Saad shiin siin

ف ق ك ل م ن ه و ي
yaa' waaw haa' nuun miim laam kaaf qaaf faa'

- 28 Letters
- Right to Left
- Different forms



The Vowels












حركات			
Arabic Vowel Sounds			
			Shape
ضمه	كسره	فتحه	Arabic Name
رفع	جر	نصب	Arabic Name
پیش	زیر	زیر	Persian Name
U	I	A	Sound

کتابُ کتابِ کتاباً

Nunation of Vowels


- In Arabic, short vowels are not a part of the Arabic alphabet
- Instead, they are written as marks above or below the letter.
- It is through these short vowel endings that the subject (faa'il) and the object (maf'ul) in a sentence are shown.

The Vowels Cont.

Damma	Kasra	Name : Tanween Fatha	Tanween Damma
 /u / Written above the Consonant	 /i / Written below the Consonant	Symbol :  /an/	 /u / Written above the Consonant
 bu	 bi	Example :  Pronunciation: ban	
Name :		Shadda	Sukun
Symbol :			
Explanation:		Written above the Consonant	Written above the Consonant
Example :			
Pronunciation:		bb	b

- Some additional vowels are: Sukoon, Tanween and Shaddah

Indefinite Article



1. Most words are in an indefinite position before any changes are made.
When a word is indefinite the meaning of (a house, a pen, a book) is given.
2. How do we know a word is indefinite?



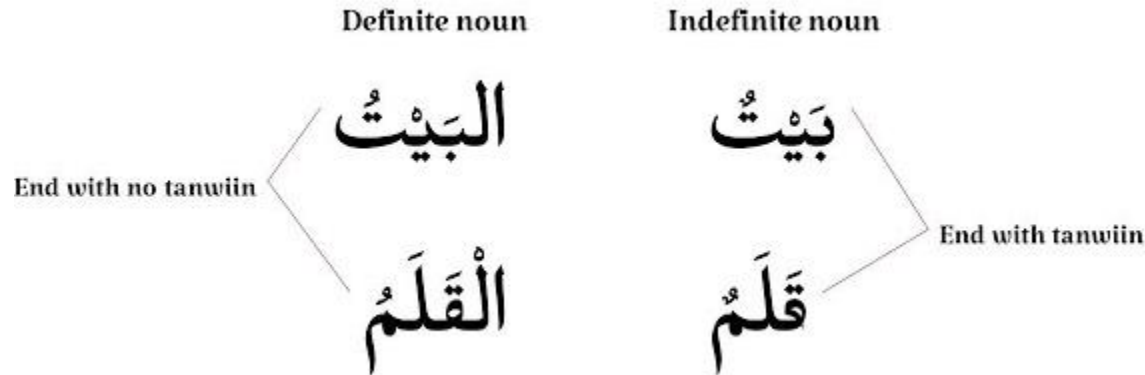
It will have a Tanween at the end of the word. **بَيْتٌ**

3. How do we pronounce the Tanween? “un- sound”
4. Let's look at some examples:

قُبْعَةٌ قَلَمٌ طَاوِلَةٌ بَيْتٌ

Definite Article

1. To change, for example, 'a book' to 'the book' you add a 'Alif' and 'Laam' (AL-) at the beginning of the word.
2. After this, you also take away the -n ending (tanween) from the word
3. Let's look at some more examples:



Exercise



1. How to greet some one in Arabic?
2. How popular is Arabic as a spoken language?
3. Can you think of words in English, that might have been taken from Arabic?
4. Answers on the next slide

Exercise Answers

١. أَهْلًا وَسَهْلًا

٢. مَرْحَبًا

٣. السَّلَامُ عَلَيْكُمْ وَرَحْمَةُ اللَّهِ وَبَرَكَاتُهُ

- Arabic is one of the five most spoken languages in the world
- There are words in English that has been taken from Arabic
 - For example : coffee. The Arabs used to call it Kahwah: From there it appeared in Britain as coffee
 - Orange : The Arabs used to call it “naranj”. Then Arabic traders brought oranges to Spain who called them “naranja”. From there it went to the French and from there it came to the British orange
 - Arabic traders brought sugar to Europe, calling it “sukkar” and then finally it became sugar in English

Homework

1. Recap what we have learnt today
2. All these slides are available on the Atfal website: [Atfal.org.uk/talim-learn-arabic](https://atfal.org.uk/talim-learn-arabic)
3. Look at examples of definite and indefinite articles
4. Test your writing skills: Write a few Arabic words on paper for practice
5. Learn 5 new Arabic words and write them down in your notebook



Send us your feedback:
[Email: talim@atfal.org.uk](mailto:talim@atfal.org.uk)
Instagram: @atfal_talimUK

Announcements

1. Answer any questions by the Atfal
2. Other initiatives for Atfal:
 1. Qaseeda challenge
 2. Spring Reading Challenge
 3. National Online Talim Classes
 4. Atfal Work-out
 5. Atfal Show

All details available on the Atfal website: atfal.org.uk



**Next Class:
30th April & 6:30 pm**

Jazakallah!